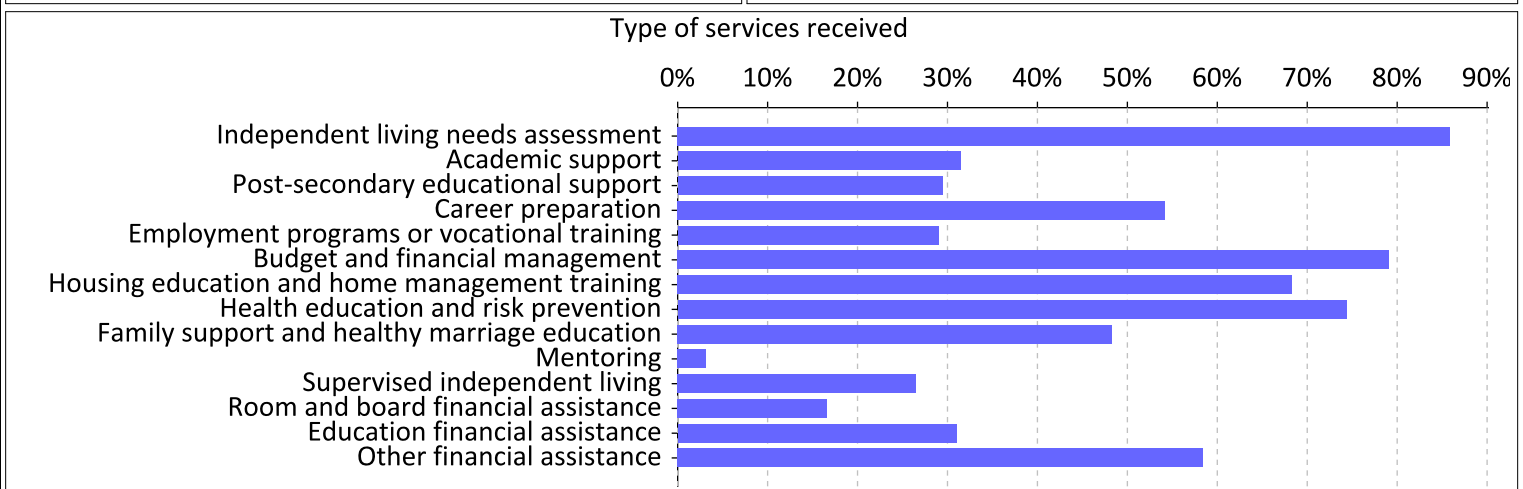
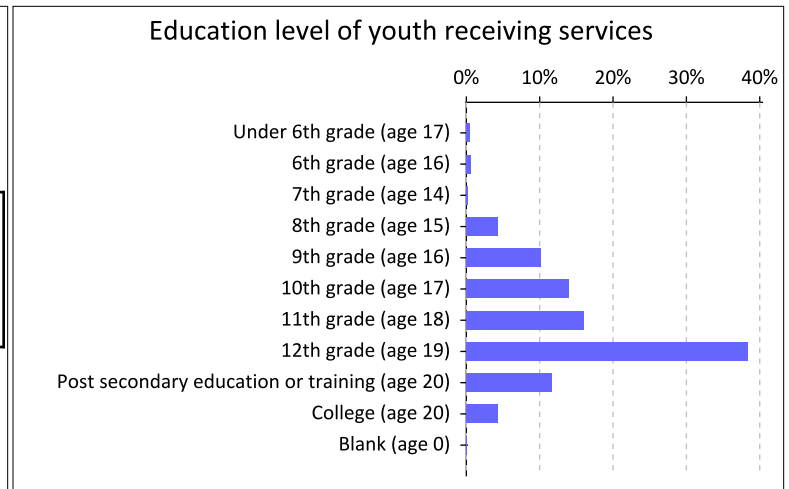
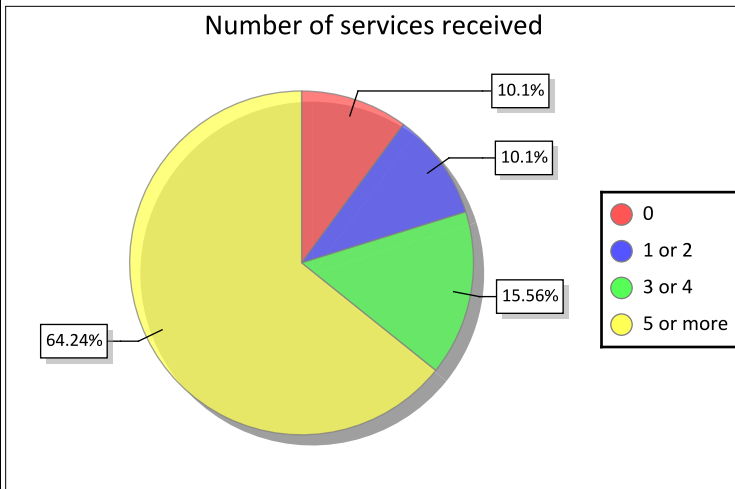


Includes basic information on youth who received at least one independent living service paid for or provided by the State Chafee Foster Care Independence Program (CFCIP) during 2023A.

Total youth reported in the served population: 445

Characteristics of Youth Receiving		Percentage	Characteristic	Percentage
Male	44.7%	In foster care	99.5%	
Female	55.3%	In Federally-recognized tribe	0.0%	
White	61.8%	Adjudicated Delinquent	0.2%	
Black	22.2%	Receiving Special Education	27.4%	
American Indian	1.1%	Age range	14-21	
Other Race	15.5%	Mean age	18	
Hispanic	96.0%			



For "race/ethnicity": Youth may select more than one race or ethnicity category. Percentages may add up to over 100%.

For education: The highest education level completed by a youth who received independent living services.

For services: Percent of youth receiving each service type (of total youth served).

This data summary report was generated using active National Youth in Transition Database (NYTD) data files submitted by the State for the report period(s) indicated above as of 08/16/2023.

Data generated by this report should primarily serve as a technical tool to assist states in reviewing and correcting program data, but may not reflect the data used in official program reports.